


UP0522A-() () (I) SERIES

52 Watt Open Frame Switchers

- ◆ Universal Input 90 to 264 VAC
- ◆ EMI Meets FCC/CISPR 22 Class B
- ◆ Overvoltage Protection
- ◆ Continuous Short Circuit Protection
- ◆ Design to Meets UL, CSA, TUV Safety Standards



SPECIFICATIONS

All specifications are typical at nominal line, full load and 25°C unless otherwise noted.

INPUT SPECIFICATIONS

Input Voltage Range 90-264VAC
Input Frequency 47-63 Hz
Inrush Current 80A max.(Cold Start)

GENERAL SPECIFICATIONS

Hold-up Time(120VAC) 16mS typ.
Efficiency 70% typ.
Leakage Current 3.5mA max.
Short Circuit Protection Continuous
Overvoltage Protection All
Continuous Output Power 52W max.
Hi-pot Isolation: Input / Output 4242 VDC

ENVIRONMENTAL SPECIFICATIONS

Operating Temperature Range 0°C to 70°C
Derating 40°C to 70°C 1.2%/°C
Temperature Coefficient ±0.02%/°C
Storage Temperature Range -40°C to +85°C
Humidity, Non-Condensing 0 to 95% RH
Cooling Free- Air Convection
EMI Meets FCC/CISPR 22 Class B Specification



**UNIVERSAL
MICROELECTRONICS**

3,27TH RD., TAICHUNG INDUSTRIAL PARK,
TAICHUNG, TAIWAN, R.O.C.
TEL: 886-4-23590096 FAX: 886-4-23590129

OUTPUT SPECIFICATIONS

Model Number	Output Voltage (Volts)	Output Current (Amps)			Ripple ¹ P-P (mV)	Total Regulation ²
		Min.	Rated	Max.		
UP0522A-01(I)	+3.3V (V1)	3	12	12	50	±3%
	+5V (V2)	0.5	2.5	2.5	50	±5%
UP0522A-02(I)	+3.3V (V1)	3	12	12	50	±3%
	+12V (V2)	0	1	1	120	±5%

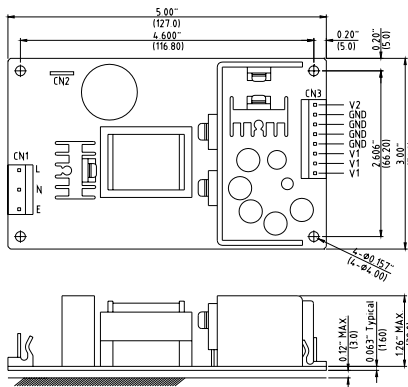
NOTES:

1. Add a 0.1uF ceramic capacitor and a 10uF E.L. capacitor to the output cable. Peak to peak and RMS metering equipment shall have a 20 MHz response with probes and cables maintaining frequency response from 200 Hz to 100MHz bandwidth. Output ripple and spikes are measured directly at the output terminals of the power supply without the use of the probe ground clip.
2. Total regulation is defined as the static output regulation at 25°C, including initial tolerance, line voltage and load current within stated limits.
3. When V1 is $1/5 I_{1max} \leq I_1 \leq 1/4 I_{1max}$ and V2 is maximum load, the total regulation of V2 will be ±6%.

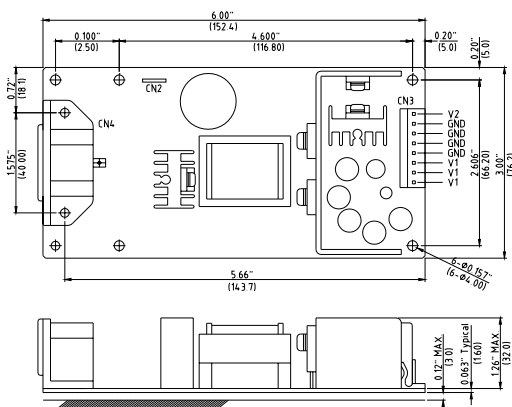
PHYSICAL SPECIFICATIONS

Weight: 200g

UP0522A-() ()



UP0522A-() (I)



Pin	Input voltage	
L&N	90-264 VAC	
UP0522A-() ()	UP0522A-() () (I)	
CN1 input connector Molex 09-65-2058 with second and fourth pin removed	CN4 INALWAYS-0714-2 PCB mounting	
Molex mating connector Molex 5195 series housing with 5194 series crimp terminals		
CN3 output connector Molex pin 09-65-2088		
Model		
Pin	UP0522A-01(I)	UP0522A-02(I)
1	+5V	+12V
2	Common	Common
3		
4		
5	+3.3V	+3.3V
7		
8		
Molex mating connector Molex 5195 series housing with 5194 series crimp terminals		
CN2 (option) input ground tab, tab size 4.8*0.5 (mm)		
With receptacle for 4.8*0.5 (mm)		

NOTES:

1. All dimensions in inches (mm)
2. Tolerance .XX=±0.05, .XXX=±0.020



**UNIVERSAL
MICROELECTRONICS**

3,27TH RD., TAICHUNG INDUSTRIAL PARK,
TAICHUNG, TAIWAN, R.O.C.
TEL: 886-4-23590096 FAX: 886-4-23590129