

# UP0251Q-( ) ( ) P / ( ) ( ) T SERIES

## 25 Watt AC/DC Adapter

- ◆ Universal Input 90 to 264 VAC
- ◆ EMI Meets FCC/CISPR 22 Class B



### SPECIFICATIONS

All specifications are typical at nominal line, full load and 25°C unless otherwise noted.

### INPUT SPECIFICATIONS

Input Voltage Range ..... 90-264VAC  
Input Frequency ..... 47-63 Hz  
Inrush Current ..... No component damage

### GENERAL SPECIFICATIONS

Hold-up Time ..... 10mS typ.  
Leakage Current, UP0251Q-( ) ( ) P ..... 0.25mA max.  
UP0251Q-( ) ( ) T ..... 3.5mA max.  
Short Circuit Protection ..... Continuous  
Overvoltage Protection ..... Optional  
Overload Protection ..... 120~200% of rated value  
Efficiency ..... 80% typ.  
Hi-pot Isolation: Input/Output ..... 4242 VDC

### ENVIRONMENTAL SPECIFICATIONS

Operating Temperature Range ..... 0°C to 50°C  
Derating 40°C to 50°C ..... 2%/°C  
Temperature Coefficient ..... ±0.02%/°C  
Storage Temperature Range ..... -40°C to +85°C  
Humidity, Non-Condensing ..... 0 to 95% RH  
Cooling ..... Free- Air Convection  
EMI ..... Meets FCC/CISPR 22 Class B Specification



**UNIVERSAL  
MICROELECTRONICS**

3,27TH RD., TAICHUNG INDUSTRIAL PARK,  
TAICHUNG, TAIWAN, R.O.C.  
TEL: 886-4-23590096 FAX: 886-4-23590129

## OUTPUT SPECIFICATIONS

Model Number	Output Voltage (Volts)	Output Current (Amps)		Max. Power (Watt)	Efficiency (typ.)	Ripple <sup>1</sup> P-P (mV)	Total Regulation <sup>2</sup>
		Min.	Rated				
UP0251Q-05P/05T	5	0	5	25	70%	100	+8/-6%
UP0251Q-12P/12T	12	0	2.09	25	80%	150	±4%
UP0251Q-16P/16T	16	0	1.57	25	80%	160	±4%
UP0251Q-19P/19T	19	0	1.32	25	80%	190	±4%
UP0251Q-24P/24T	24	0	1.05	25	80%	240	±4%

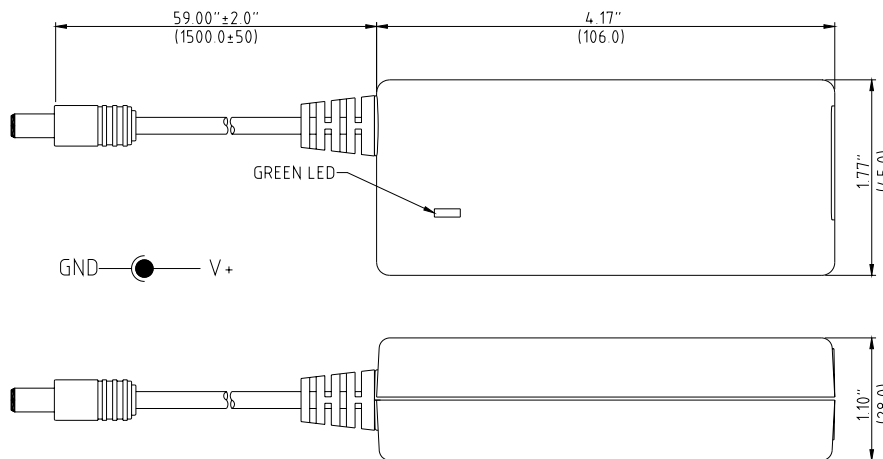
## NOTES

1. Add a 0.1uF ceramic capacitor and a 10uF E.L. capacitor to the output cable. Peak to peak and RMS metering equipment shall have a 20 MHz response with probes and cables maintaining frequency response from 200 Hz to 100MHz bandwidth. Output ripple and spikes are measured directly at the output terminals of the power supply without the use of the probe ground clip.
2. Total regulation is defined as the static output regulation at 25°C, including initial tolerance, line voltage and load current within stated limits.
3. Replace input line fuse with same type & rating. Recommended 2A/250 VAC time lag fuse.

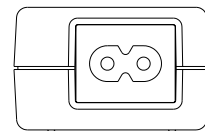
## PHYSICAL SPECIFICATIONS

Weight: 250g

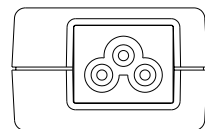
Case Material: PC+ABS Plastic UL94V-0 Flammability Rated



### COLOR BLACK



UP0251Q-()()P SERIES



UP0251Q-()()T SERIES

## DC plug & pin assignment (CUSTOM DESIGN IS AVAILABLE)

### IN 2.5/OUT5.5 DC PLUG FEMALE

#### NOTES:

1. All dimensions in inches (mm).
2. Tolerance (except cable length): .xx =±0.04  
.xxx=±0.010



**UNIVERSAL  
MICROELECTRONICS**

3,27TH RD., TAICHUNG INDUSTRIAL PARK,  
TAICHUNG, TAIWAN, R.O.C.  
TEL: 886-4-23590096 FAX: 886-4-23590129